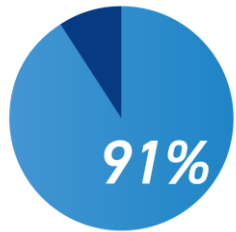
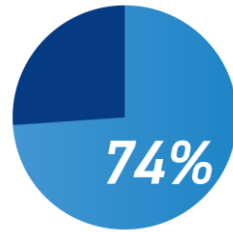


Community Survey Results

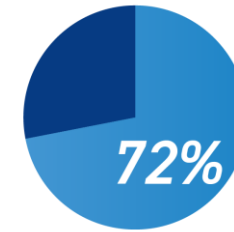
The survey was conducted in March 2020 by School Perceptions. The District received 498 responses; 50% participation rate (average is 18-20%).



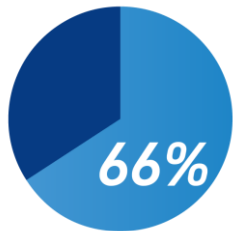
Satisfied or Very Satisfied with the District



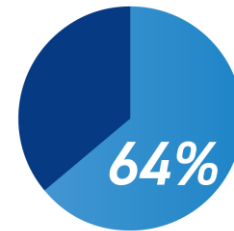
Likely in support of a referendum that provides funding for the Technical Education (shop) area, updated classrooms, and a new library



Likely in support of a referendum that provides funding for the addition of air conditioning



Likely in support of a referendum that provides funding for improved safety during student drop-off/ pick-up and expanded parking



Would support a referendum for \$17.55 million to fund the base plan

